

The Oracle logo is rendered in a large, bold, 3D red font. The letters are thick and have a slight shadow underneath, giving them a three-dimensional appearance. The logo is centered horizontally at the top of the image.

Hardware and Software

A solid red horizontal bar containing the word "ORACLE" in white, uppercase, sans-serif font. The bar is centered horizontally and positioned below the "Hardware and Software" text.

ORACLE


Engineered to Work Together



ORACLE®

Forms von A - Z

Jürgen Menge / Wolfgang Kriebel / Christian Kühne
Oracle Deutschland B.V. & Co. KG



The following is intended to outline our general product direction. It is intended for information purposes only, and may not be incorporated into any contract. It is not a commitment to deliver any material, code, or functionality, and should not be relied upon in making purchasing decisions.

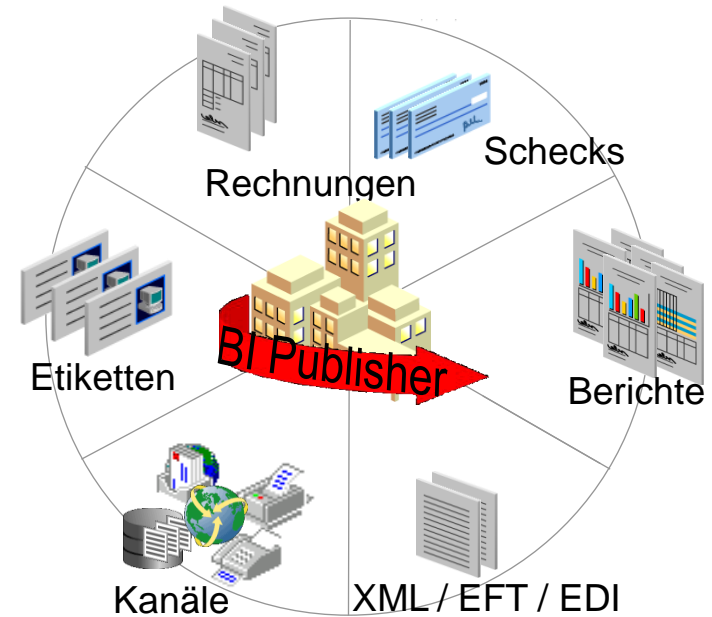
The development, release, and timing of any features or functionality described for Oracle's products remains at the sole discretion of Oracle.



Oracle BI Publisher-Integration mit Oracle Forms

Oracle BI Publisher 11g

- Moderne Lösung zur Entwicklung, Erzeugung und Verteilung von Berichten und Dokumenten
- Funktionale Bereiche
 - Dokumente, Drucksachen (Output Management)
 - Geschäftsberichte (Business Intelligence)
 - Elektronische Formularbearbeitung
 - Elektronischer Datenaustausch
- Verschiedene Arten von Dokumenten
 - Formulare, Berichte, Serienbriefe, Rechnungen, Etiketten, ...
- Verschiedene Formate
 - pdf, html, Excel, Word, PPT, ...
- Verschiedene Kanäle
 - Druck, Online, Email, ftp, webDAV, Portal, mobiler Zugriff

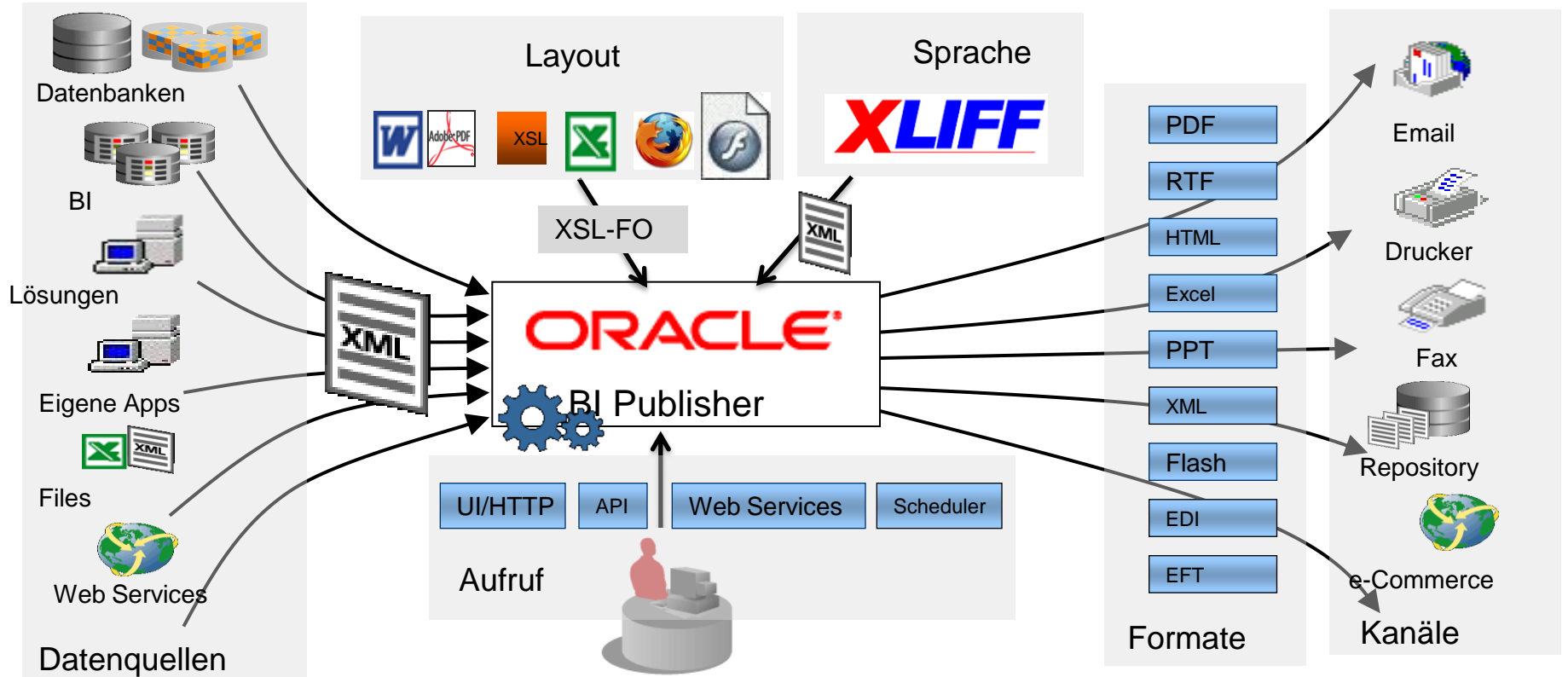


Oracle BI Publisher 11g

Reporting als Service

- Erzeugung von Berichten & Dokumenten als universell einsetzbarer Service im Unternehmen
 - Service kann von beliebigen Applikationen genutzt werden
 - deckt alle Anforderungen an das Reporting ab
 - Datenbereitstellung (Dateninhalte, -formate)
 - Aufbereitung (Layout, Ausgabeformate)
 - Zustellung (Distributionskanäle)
 - Nachbearbeitung (Signierung, Komprimierung etc.)

Oracle BI Publisher 11g



Oracle BI Publisher 11g

Integration in Oracle Forms

Variante 1: Aufruf über URL

- Aufruf des BI Publishers über `web.show_document(url);`

Variante 2: Aufruf über das Java API

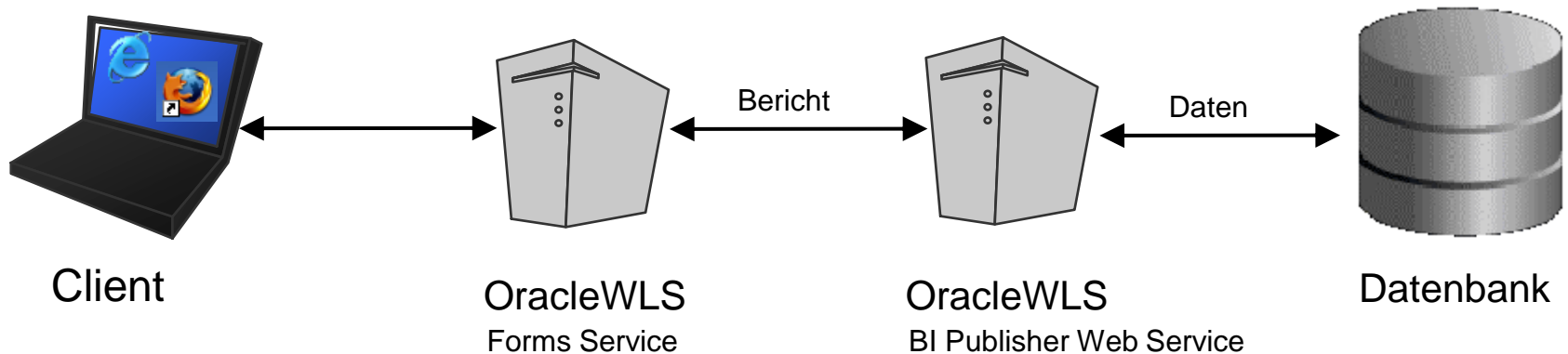
- Schreiben eigener Anwendung auf Basis der API des BI Publishers
- Import der betreffenden Java-Klassen

Variante 3: Aufruf über Web Service

- Nutzung der Web Service-Schnittstelle des BI Publisher
- Import des Web Service Client Stub

Oracle BI Publisher 11g

Integration in Oracle Forms mittels Web Service



Oracle BI Publisher 11g

Migrationswerkzeug für Oracle Reports

Oracle Reports to BI Publisher Conversion Assistant

- Konvertiert Oracle Reports im xml-Format nach BI Publisher 11g
- Automatischer Upload in den BI Catalog

The screenshot shows the 'Oracle Reports to BI Publisher Conversion Assistant' dialog box. It contains several input fields and options for configuring the conversion process. The fields are: Source Path (with a 'Browse' button), Oracle Reports Home Path (with a 'Browse' button), Target Path (with a 'Browse' button), Data Source Name, Debug (radio buttons for Yes and No), Upload to Catalog (radio buttons for Yes and No), BI Publisher Server URL (pre-filled with 'http://<server>:<port>/xmlpserver'), Username, Password, and Target Folder under Shared Folders. A 'Help' button is located at the bottom left, and 'Run' and 'Cancel' buttons are at the bottom right. A small asterisk indicates required fields.

*** Source Path:** RDF binary files or RDF XML files

Oracle Reports Home Path: Required when Source files are RDF binary

*** Target Path:** Folder for converted report files, PL/SQL Packages and Log files

Data Source Name: All Data Models will be configured with this Data Source

Debug: Yes No

Upload to Catalog: Yes No

*** BI Publisher Server URL:**

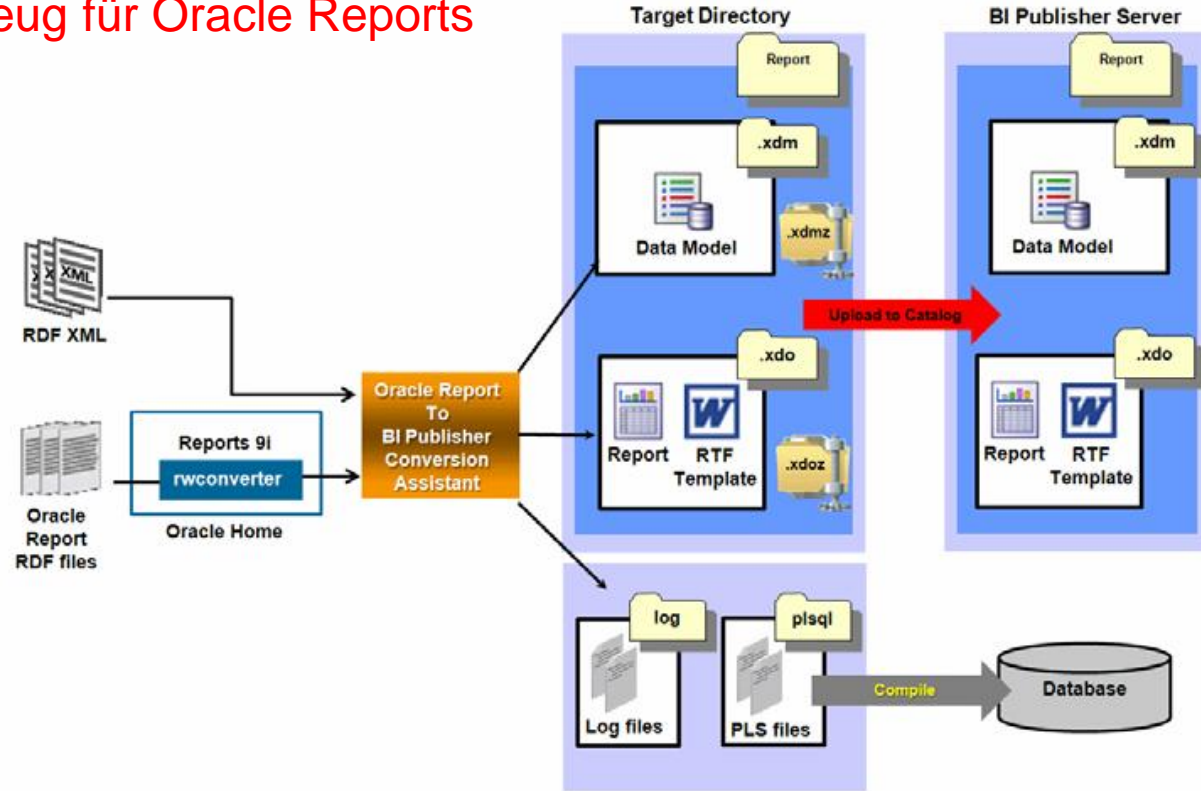
*** Username:**

*** Password:**

*** Target Folder under Shared Folders:** Folder will be created if it does not exist

Oracle BI Publisher 11g

Migrationswerkzeug für Oracle Reports



A large, 3D-rendered graphic of the letters 'Q&A' in a vibrant red color. The letters are thick and have a glossy finish, casting soft shadows on a light gray surface below them. The ampersand is white and positioned between the 'Q' and the 'A'.

Q&A

Hardware and Software

ORACLE®

Engineered to Work Together

ORACLE®

ORACLE®